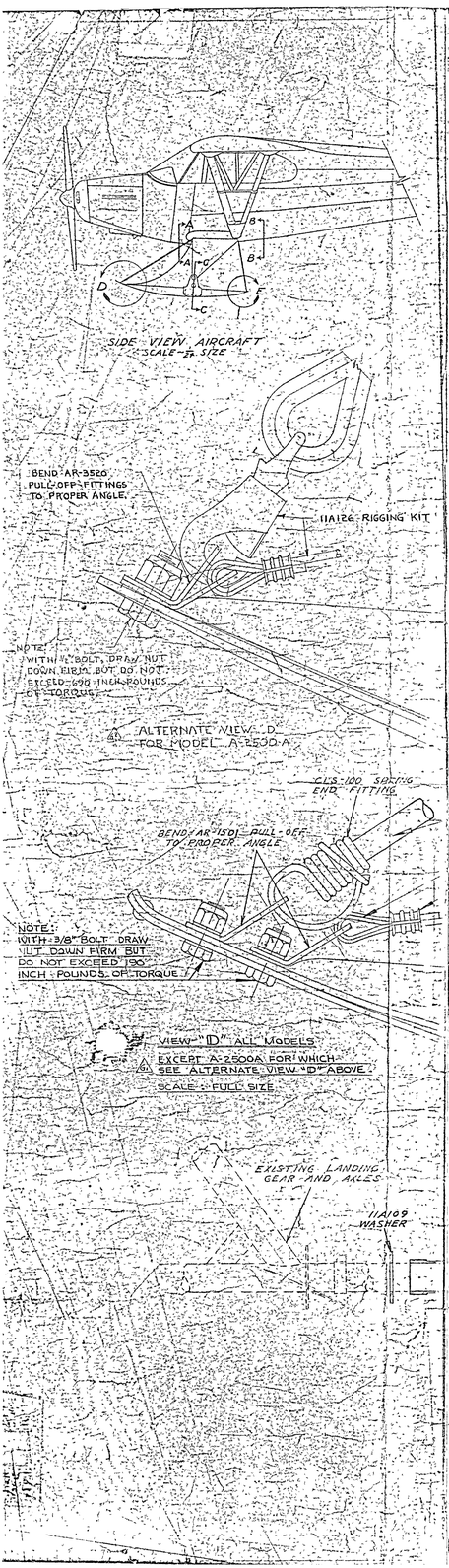





LETTER	DATE	CHANGE	BY	APP.
A1	10-18-45	NOTE REGARDING ADDED		
A2	10-22-45	MODEL PA-14 ADDED		
A3	10-19-48	NOTE RE PA-12 ADDED		
B	2-12-49	MODEL PA-16 INCLUDED	CKC	
C	10-19-49	WAS AN 4-22 EYE BOLT		
D	7-17-50	PA-20 AND PA-20 7/8" ADDED	CWL	
E	1-6-53	ADDED ALL DATA AND SECTION C-C PERTINENT TO A-1500A SKIS ON PA-20 TO END OF FILE		
F1	2-25-53	ADDED CABLE AND NOSE		
F2	2-13-53	REMOVED WHEREVER POSSIBLE		
G1	5-15-53	ADDED NOTE 1		
G2	4-7-53	ADDED ALTERNATE VIEW "D" PERTAINING TO A-2500A SKI AND ALL PERTINENT DATA		
H	1-20-54	ADDED PA-18 & PA-19 TO NOTE		
J	4-19-54	ADDED CHART & REVISED NOTES		

	J3	J3C	J3F	J3L	J4	J4A	J5A	J5B	J5C	PA-11	PA-12	PA-14	PA-15	PA-16	PA-17	PA-18	PA-19	PA-20	PA-20 7/8	PA-20 7/8
A-1500 T	X	X	X	X	X	X	X	X	X	X	X	X	X	X	X	X	X	X	X	X
A-1500A	X	X	X	X	X	X	X	X	X	X	X	X	X	X	X	X	X	X	X	X
A-1850	X	X	X	X	X	X	X	X	X	X	X	X	X	X	X	X	X	X	X	X
A-2000	X	X	X	X	X	X	X	X	X	X	X	X	X	X	X	X	X	X	X	X
A-2000A	X	X	X	X	X	X	X	X	X	X	X	X	X	X	X	X	X	X	X	X
A-2500A																		X	X	X
CA-1850-8	X	X	X	X	X	X	X	X	X	X	X	X	X	X	X	X	X	X	X	X
RIGGING KIT 11A129	X	X	X	X	X	X	X	X	X	X	X	X	X	X	X	X	X	X	X	X
ADAPTER KIT 11A112	X	X	X	X	X	X	X	X	X	X	X	X	X	X	X	X	X	X	X	X
BUSHING SET 11A102	X	X	X	X	X	X	X	X	X	X	X	X	X	X	X	X	X	X	X	X
RIGGING KIT 11A126																				
BUSHING SET 11A289																X	X	X	X	X
RIGGING ATTACH. KIT 11A261								X		X	X									

GENERAL NOTES:

1. MODELS A-1500 THRU A-2000A MAY BE USED ON PA-15 ONLY IF THE ORIGINAL LANDING GEAR IS REPLACED WITH SHOCK CORD STRUT AS INSTALLED ON MODEL PA-17 (PIPER PART NUMBER 11805).
2. THE WEIGHT OF THE WHEELS MUST BE DEDUCTED FROM THE WEIGHT OF THE SKI INSTALLATION TO FIND THE NET CHANGE, EXCEPT WHEN USING SKI MODEL A-1850-8.
3. ADD 0.35# TO WEIGHT OF INSTALLATION WHEN 11A261 KIT IS USED.

TABLE OF WEIGHTS

	A-1500	A-1500A	A-1850	A-2000	A-2000A	CA-1850-8	A-2500A
MAIN SKIS PER PAIR	28.50	31.12	29.74	32.74	40.00	46.00	64.75
RIGGING KIT (11A129)	3.75	3.75	3.75	3.75	3.75	3.75	
ADAPTER KIT (11A112)	3.25	3.25	3.25	3.25	3.25		
BUSHING SET (11A102)	1.25	1.25	1.25	1.25	1.25		
RIGGING KIT (11A126)							6.00
BUSHING SET (11A289)							3.75
TOTAL WT. PER INSTALL	36.75	39.37	37.99	40.97	48.25	49.75	74.50

NOTE:
THERE MAY BE SLIGHT VARIATIONS IN THE RIGGING ATTACHMENT POINTS ON THE AIRPLANES OF DIFFERENT MODELS. IN THIS CASE THIS DRAWING IS TO SERVE AS A GUIDE. THE LENGTHS OF THE LIMITING CABLES AND SHOCK CORDS TO BE AS SPECIFIED.

NOTE:
USE OF THIS INSTALLATION INSTRUCTION DOES NOT CONSTITUTE AUTOMATIC APPROVAL. INSTALLATION MUST BE MADE BY LICENSED PERSONNEL.

(**) WHEN SKI MODEL CA-1850-8 IS INSTALLED, BUSHING SET (11A102) AND ADAPTER KIT (11A112) ARE NOT REQUIRED.

11R262

FLIGHT TIME ENGINEERING CORPORATION

	1	RIGGING KIT	11A126
	1	BUSHING SET	11A289
	1	RIGGING KIT	11A129
	1	RIGGING ATTACH. KIT	11A261
**	1	BUSHING SET	11A102
**	1	ADAPTER KIT	11A112
SEE CHART		MAIN SKI, MODEL CA-1850-8	10R211
		MAIN SKI, MODEL A-1500 * / A-1500	
		MAIN SKI, MODEL A-1500A *	10R2391
		MAIN SKI, MODEL A-1850 / A-1850	
		MAIN SKI, MODEL A-2000 / A-2000	
		MAIN SKI, MODEL A-2000A / 10R163	
		MAIN SKI, MODEL A-2500A	10R113

FOR USE WITH A-2500A SKIS ON PA-20 ONLY

DONATED TO TPOC INC. by Patricia Bluck

REQD	NEXT ASSEMBLY	MODEL			
* SEE TABLE	SEE NOTED		NEXT ASSY	REQD	NO.
UNLESS OTHERWISE SPECIFIED: 1. DIMENSIONS & BUILD IN PER ... 2. SURFACE ROUGH ... 3. FOR SHEET METAL ... 4. FOR SHEET METAL ...					
DRAWN					
CHECKED					
ENGR					
MATL					
FINISH					
INSTALLATION, FEDERAL SKI PIPER AIRCRAFT					
11R262					